

Student Activities

Program elements include daily academic support including homework assistance.

Enrichment activities include art, science, dance sports, STEM, and cooking/nutrition. Weekly schedules available upon request.

Safety

ELP Staff are easily identified by their program shirts and ID badges.

Visitors are not allowed in ELP unless cleared by admin.

Bullying incidents and school safety threats can be reported to the administration or ELP staff.

Enroll Now!

Applications are available in the front office, ELP office in Room 13 or online at the official RC ELP website.

PARENT HANDBOOK

Expanded Learning Program


THE HOURS

Monday 1:30-6:00pm

Tuesday-Friday 2:30pm-6:00pm

Code of Conduct

Consistent with the instructional day, ELP uses PBIS called CLAW (courage, loyal, abiding, and willing.) It is used to encourage positive school wide behavior. Failure to follow school rules may result in loss of program enrollment.



Raisin City ELP

•••

6425 W Bowles

•••

(559) 270-9596

•••

Contact us on the web

Program Access

The program begins immediately following each instructional day.

Students receive a snack before they begin their activities or go to a classroom for homework help.

Sports students are welcome with completed enrollment.

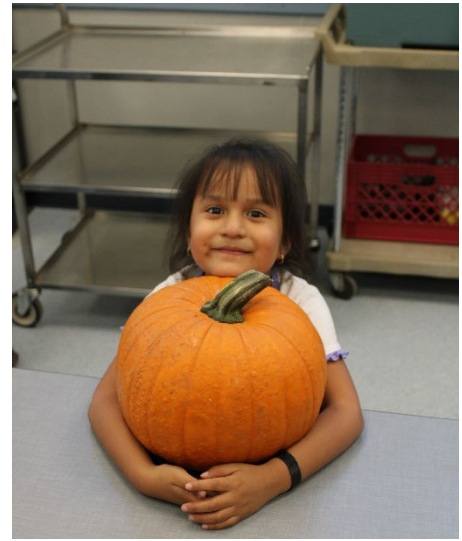
Transportation

Bus transportation is provided upon request.

It is the responsibility of the parent/guardian to receive students at the arrival time of the bus. Please ensure that if there is no one available at the bus stop that the program is notified before 4:45pm.

Questions/Comments Visit our website

Parents can read testimonials and also take a parent survey for continued improvement in our program. Yearly report card is also available.




Off Site Enrichment

Occasional field trips take place off site for hands on enrichment. For occasions such as these, roundtrip transportation is provided. Parent permission is required for all offsite activities.



*Preparing our
students for
success!*



Pickups/ Sign Outs

- If picking up before program closure, a parent or guardian must go through the ELP checkout are in Room 301.
 - Students using bus transportation are dismissed and walked to loading zone at 4:45 and 4:20 on Mondays.
- Students who walk home are dismissed at the dismissal time chosen by parents.

